

Aortic Root Reconstruction Provides Satisfactory Outcomes in Patients With Acute Type A Aortic Dissection

**Akiko Tanaka, Y Ikeno, L Ribe, A Mills,
H Sandhu, C Miller, S Eisenberg, V
Bobovnikov, and Anthony L. Estrera**

Department of Cardiothoracic and Vascular Surgery
McGovern Medical School at UTHealth
Houston, Texas / USA

Department of
**Cardiothoracic &
Vascular Surgery**

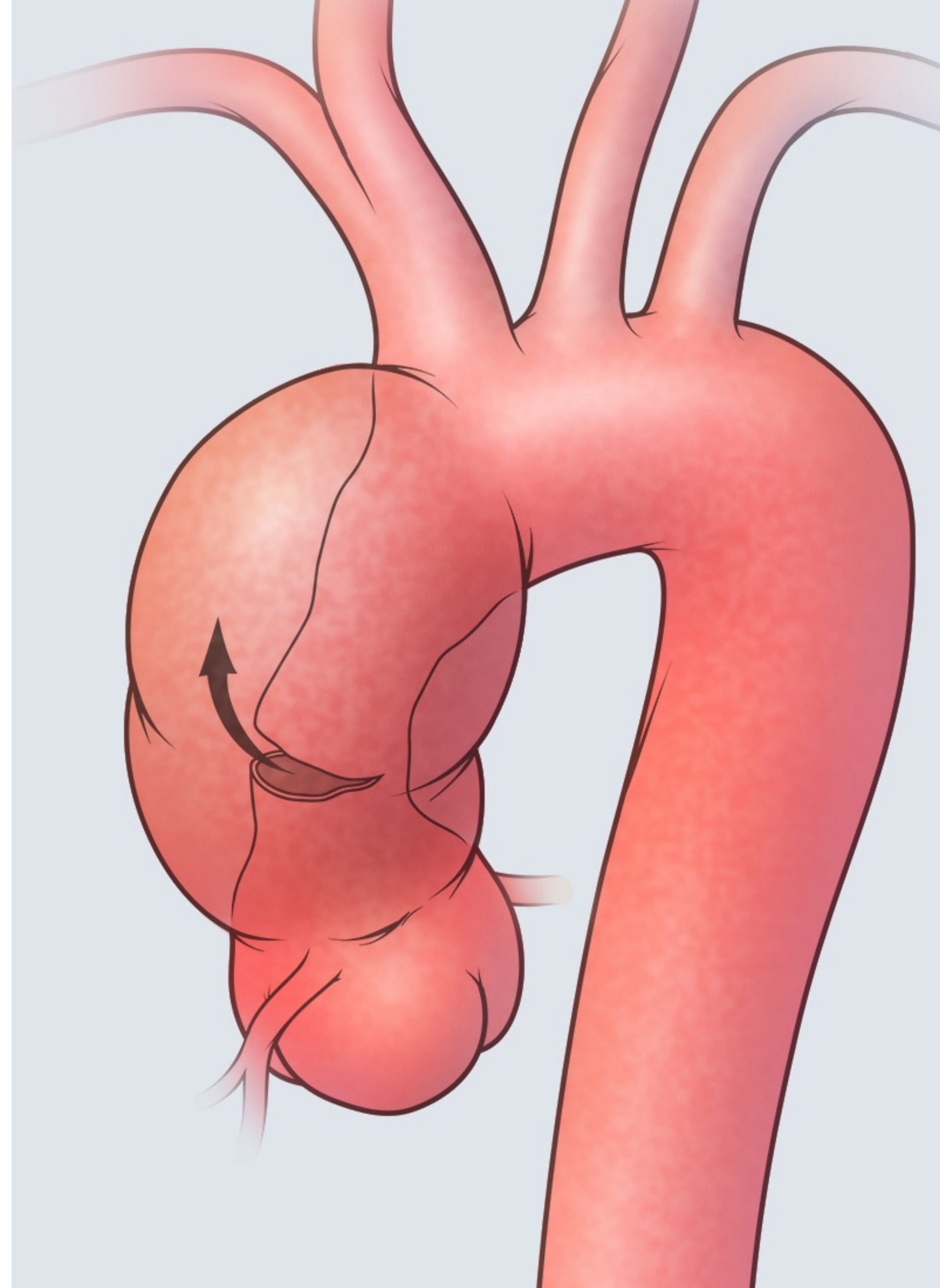
 **UTHealth** Houston
McGovern Medical School



Introduction

Aortic root replacement (ARR) is performed in 20-30% of acute type A dissection (ATAD).

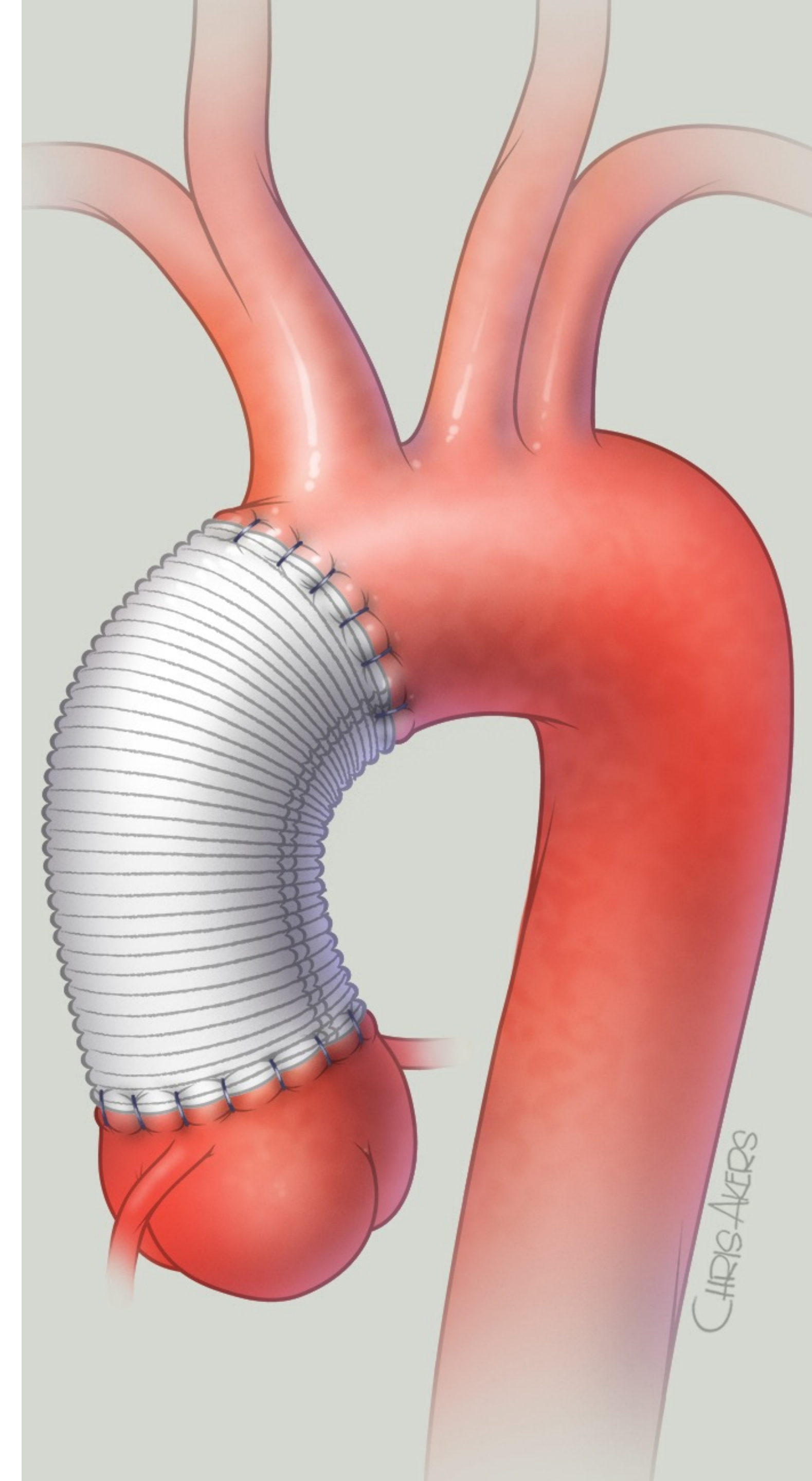
We reviewed our two-decade experience to evaluate for the results of root conservation approach in ATAD.



Methods

ATAD repairs performed
between Dec 1999 - Dec 2022



ARR vs. **Non-ARR**



Results

ATAD Repair

770 patients



ARR

75 patients

(Bentall **63%**)

Non-ARR


695 patients

Patient Characteristics

	ARR (n=75)	Non-ARR (n=695)	p value
Age (years)	43	59	<0.01
Male	87 %	69 %	<0.01
Hereditary thoracic aortic disease	53 %	6 %	<0.01
Aortic root diameter (mm)	54	40	<0.01
Aortic clamp time (min)	151	95	<0.01
CPB time (min)	198	150	<0.01

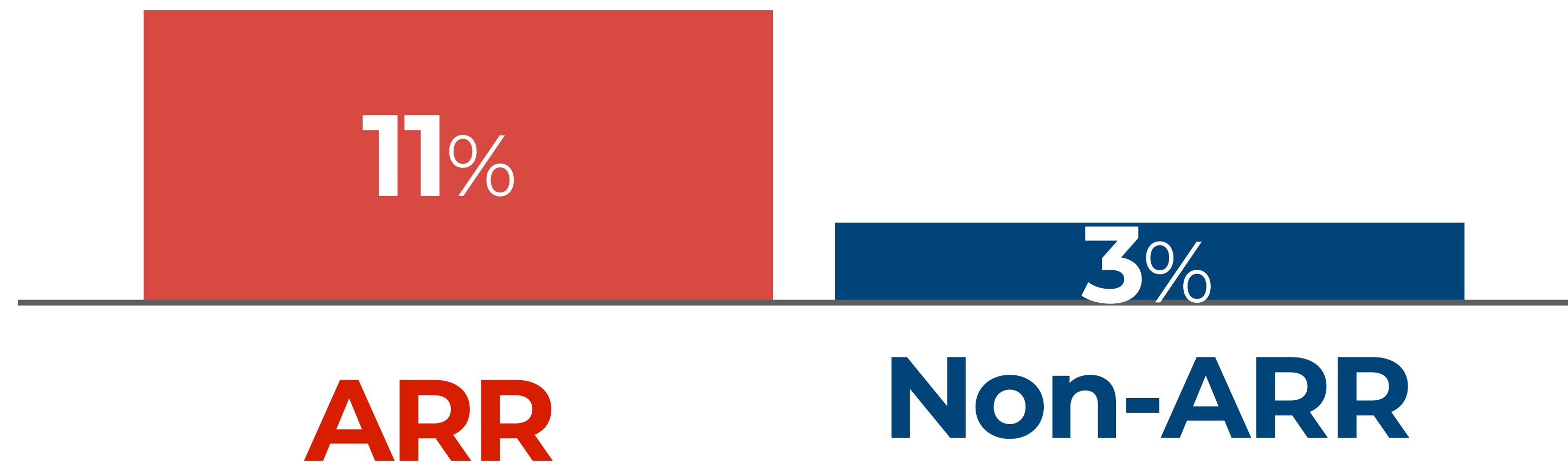
30-day mortality was similar

P = 0.80

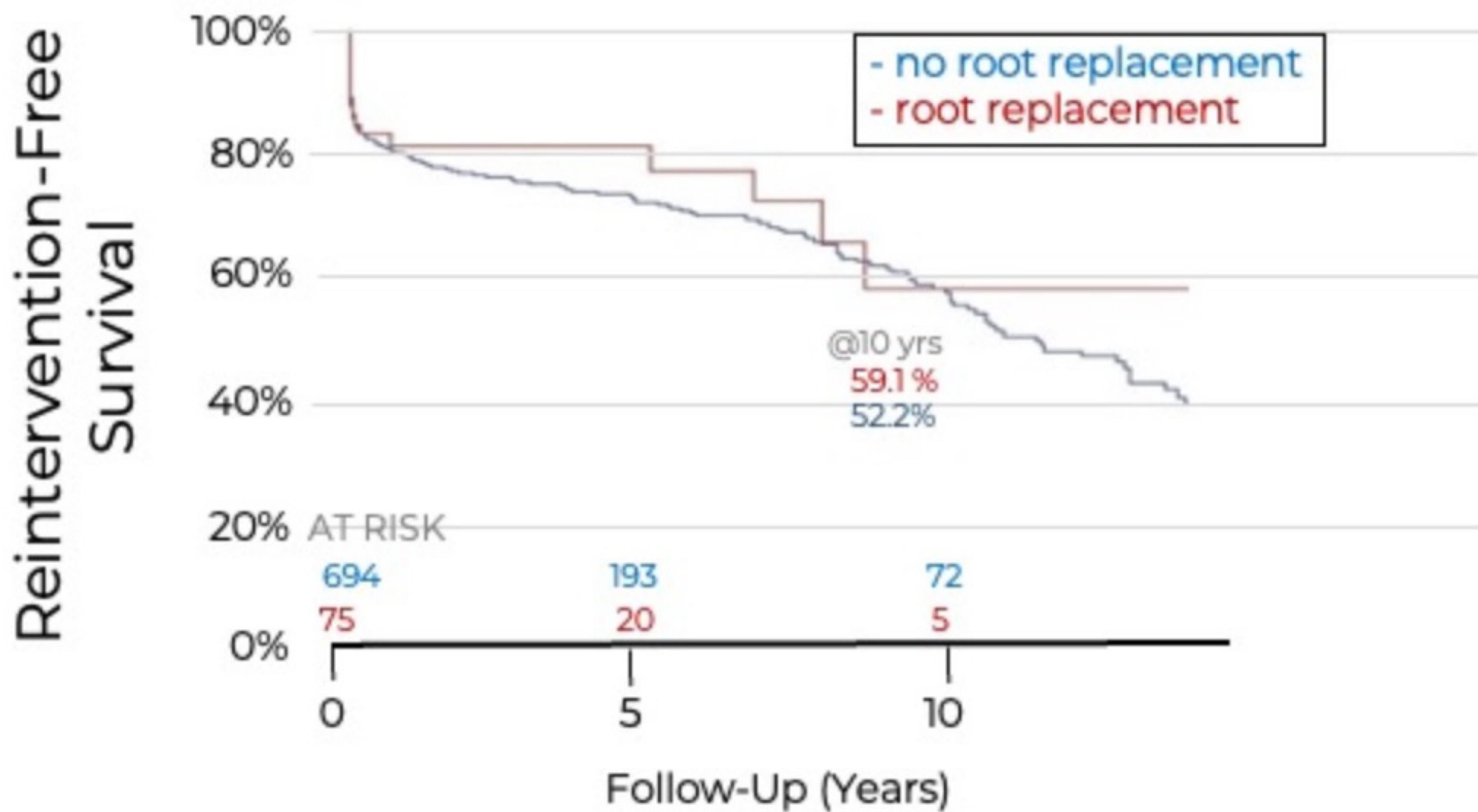


Re-exploration for bleeding was significantly less in **non-ARR**

$P < 0.01$



Reintervention-Free Survival



Long-term outcomes in **Non-ARR**

Severe AI
(**9** patients) → **Proximal re-intervention**

Aortic root dilation
> **50** mm → **No aortic root rupture**

Conclusions

Patients without ARR were order and had more cormobidities. In acute type A aortic dissection, aortic root conservation may be performed with reasonable early and late result.

Thank You!



Department of
**Cardiothoracic &
Vascular Surgery**

 **UTHealth** Houston
McGovern Medical School

   UTH_CVSurgery
info.ctvs@uth.tmc.edu

<https://med.uth.edu/cvs/>